

STONeworld

# NATURAL STONE POOL COPINGS

THE FINEST NATURAL STONE.

# STONEWORLD

EXPERTS IN NATURAL STONE





# Natural Stone Pool Copings

---

Inside, you will find our selection of Natural Stone and porcelain products for swimming pool and spa projects. Explore various stone finishes, find inspiration and see how our stones can enhance your pool and spas' beauty and elegance.

To discover the entirety of our collection you can visit us online, or reach out to our experienced team of specialists. We will be happy to assist.

*The Stoneworld Team*



Bullnose Edge Coping

# WHITE MINT


*Sandstone*

Our White Mint Sawn and Honed Sandstone is a high quality landscaping product for a contemporary look and guaranteed slip resistance.

Matching Paving Available



Sealant Recommended



## BULLNOSE

- Honed | 600 x 310 x 30mm  
| 600 x 350 x 40mm  
| 600 x 350 x 50mm  
  
| 600 x 150 x 40mm








Bespoke White Mint - Pencil Edge





Bullnose Edge Coping



Honed

# YELLOW MINT

*Sandstone*

For a smooth sandstone finish, choose Yellow Mint Sandstone. Offering yellow tones and slip resistance, match with Yellow Mint paving.



## BULLNOSE

- Honed | 600 x 310 x 30mm  
| 600 x 350 x 40mm  
| 600 x 350 x 50mm  
  
| 600 x 150 x 40mm

Matching Paving Available



Sealant Recommended



Yellow Mint Sawn and Honed





# FOSSIL MINT

*Sandstone*

Our Fossil Mint is a hard-wearing Indian sandstone with 'Cotswold' beige and neutral colour tones.



**BULLNOSE**

Handcut & | 560 x 310 x 30mm  
Tumbled | 560 x 420 x 38mm

Sandblasted | 560 x 310 x 30mm

Matching Paving Available



Sealant Recommended







Bullnose Edge Coping

# RAJ GREEN


*Sandstone*

Our Raj Green Sandstone has tones of brown and green resembling classic reclaimed Yorkstone. High quality with consistent colour tones.

Matching Paving Available



Tumbled



## BULLNOSE & PENCIL EDGE

Handcut & | 560 x 310 x 30mm  
Tumbled Finish | 560 x 420 x 38mm









Bullnose Edge Coping



Sawn & Sandblasted

# RAJ GREEN

*Sawn & Sandblasted*

Raj Green Sawn & Sandblasted Sandstone Pool Copings have a Sandblasted surface which gives them a slip resistant quality – perfect for pool surrounds.



**BULLNOSE**

Sawn &  
Sandblasted | 600 x 310 x 30mm  
| 600 x 350 x 50mm

Matching Paving Available



Raj Green Tumbled Paving with Sawn & Sandblasted Copings







Bullnose Edge Coping

# KANDLA GREY

*Sandstone*

Kandla Grey Hand Cut Sandstone has tones of light grey throughout with a riven surface texture.



Tumbled



## BULLNOSE & PENCIL EDGE


Hand-cut | 560 x 310 x 30mm  
& Tumbled | 560 x 420 x 38mm

Matching Paving Available





Kandla Grey Tumbled



Bullnose Edge Coping

# KANDLA GREY

*Sawn & Sandblasted*

A beautiful sandstone with light grey tones, the Sandblasted surface gives a uniform scheme and slip resistant quality.



Sawn & Sandblasted




**BULLNOSE & PENCIL EDGE**

**Sawn &  
Sandblasted** | 600 x 350 x 40mm





Kandla Grey Sawn & Sandblasted Copings with White Mint Paving & Steps



Bullnose Edge Coping

# TUNDRA GREY


*Limestone*

This Tundra Grey Handcut Limestone is dark grey with a smooth surface. The colour will stay true throughout its lifetime



Hand-cut

**BULLNOSE**



**Hand-cut & Tumbled** | 600 x 310 x 30mm


Matching Paving Available





Kandla Grey S&S Copings with Tunda Grey Handcut Paving





Bullnose Edge Coping



Hand-cut

# KOTA BROWN

*Limestone*

Kota Brown Hand Cut Limestone features velvety, earthy brown tones. Match with Kota Brown paving.



**BULLNOSE**

**Hand-cut & Tumbled  
| 600 x 310 x 30mm**

Matching Paving Available






Kota Brown Handcut






Bullnose Edge Coping



# BLACK

*Limestone*

Black Limestone is perfect for a clean cut modern look, the dark colouring is also highly attractive against more traditional properties.



**BULLNOSE**

Hand-cut | 600 x 310 x 30mm

Matching Paving Available



Sealant Recommended





Black Limestone Copings with La Roche Paving





Bullnose Edge Coping

# LA ROCHE PEARL

*Limestone*

La Roche Limestone pool copings have a surface treatment which gives optimum slip resistance. This beautiful pale limestone is dense and is low maintenance.



**BULLNOSE & PENCIL EDGE**

Acid-etched | 600 x 300 x 40mm



Matching Paving Available



Sealant Recommended





La Roche Pearl Acid-etched





La Roche Pearl Acid-etched



La Roche Pearl Acid-etched with pencil roll





Bullnose Edge Coping

# LA ROCHE LUNA

*Limestone*

La Roche Luna Limestone pool copings have surface treatment which gives optimum slip resistance. This contemporary grey limestone is dense and strong.

Matching Paving Available



Sealant Recommended



Acid-etched

**BULLNOSE & PENCIL EDGE**

Acid-Etched | 600 x 300 x 40mm







La Roche Luna Acid-etched

Sawn & Sandblasted Bullnosed Coping



# MOLEANOS

*Limestone*

Moleanos Sawn & Sandblasted Pool Copings has creamy white tones and a Sandblasted surface which gives them a slip resistant quality, perfect for pool surrounds.



Sawn & Sandblasted

**BULLNOSE**

**Sawn & Sandblasted** | 600 x 300 x 40mm



Complementary Paving Available

 Sealant Recommended



Moleanos Sawn & Sandblasted Copings with Sablino Paving





Moleanos S&S Copings with Moleanos Sablino Paving









# BARSET YORK

*Sandstone*

Our Basset Sawn York Pool copings have a smooth sawn surface. This classic British sandstone has a constant green/brown colour and can match both modern and traditional spaces perfectly.

Matching Paving Available



Sealant Recommended



**BULLNOSE & PENCIL EDGE**

Sawn | 600 x 300 x 40mm






Barset Yorkstone Copings



Barset Yorkstone Copings





Bullnose Edge Coping

# BLACK

*Sandstone*

Black sandstone with a beautifully riven appearance, offering a traditional look and feel.



Riven

## BULLNOSE

**Hand-cut  
& Tumbled** | 560 x 310 x 30mm  
| 560 x 420 x 38mm



**Honed** | 600 x 300 x 40mm

Matching Paving Available



Sealant Recommended





Black Sandstone Paving & Copings





Bullnose Edge Coping

# SHADOW BASALT FLAMED

Shadow Basalt flamed coping features a rich, dark colour palette. These copings have been gently flamed to create a non slip surface.

Matching Paving Available



Sealant Recommended



Flamed



**BULLNOSE**

Flamed | 600 x 300 x 30mm

**OVERLIP BULLNOSE**

Flamed | 600 x 300 x 50-25mm



Shadow Basalt Flamed





# ONE PIECE CORNER

---

Tailor your pool edge with subtle details,  
Our customisable one piece pool corners  
are available in all of our stones for a  
finished touch.




# ROMAN ENDS

---

Bespoke curved pool copings & Roman Ends are available in all of these stones, and can be made to measure in our masonry workshop

**Digital Templating Service Available**






# POOL ACCESSORIES

Skimmer lids, light box covers and drainage grills can all be produced in any stone to avoid the eyesore of white plastic in your stone surround.


Our innovative inspection lids are supported by a stainless steel frame to guarantee strength and no rocky lids.

**STANDARD SIZES:**  
**Skimmer Lid & Light Box Inspection Lid:**  
350x350 tile with a stone circular lid  
(diameter 250mm) with finger hole.  
**Hidden Stainless Steel Support.**



Air Vents in Porcelain





# 3 PART POOL COPINGS


We can produce 3 part pool copings to various specifications. Our approach enables the whole coping set to be made from solid stone or porcelain. This enhances the overall finish and design of the pool.





Shadow Basalt Flamed 3 Part Coping





# BESPOKE COPINGS

Bespoke copings are available to accommodate specific dimensions, alternate edge profiles, varying thicknesses, or distinctive finishes.

We produce these in our masonry workshop to ensure accuracy and quality.



**Digital Templating Service Available**




Bespoke Curved Copings Produced in Board Dust Porcelain Grip Finish



# PORCELAIN POOL COPING


We can produce pool copings in any of our 20mm porcelains

**Bullnosed**



900/600 x 298 x 20mm

**Bonded Overlip**



900/600 x 298 x 20-40mm



Bonded Overlip Porcelain Pool Copings







Bullnosed Eshott Beige Porcelain Pool Coping





Bullnosed Eshott Beige Porcelain Pool Coping





# POOL LINING TILES



We supply a range of porcelain pool lining tiles to elevate your pool design to the next level.

The Rio Slate-effect porcelain range impressively mimics the look of natural stone, without the worries of delamination, rusting, or efflorescence inside the pool. Porcelain is an anti-bacterial, chemical & UV-resistant material that is easy to install.

## SIZES AVAILABLE

1200x600

800x800

600x600

600x300

Installation Guidelines are available upon request




Rio Rail Black Porcelain



# RIO SLATE TILES

---

'Slate' style Porcelain tiles. Use large format porcelain tiles in contemporary finishes to create low maintenance, stunning swimming pool lining designs.



# BELGRAVIA TILES

---

'Limestone' style Porcelain tiles.  
Use large format porcelain tiles in  
contemporary finishes to create  
low maintenance, stunning  
swimming pool lining designs.





# FINISHES

---



Raj Green Tumbled

## SAWN & HONED OR SANDBLASTED

Precision sawn to create a flat surface, then honed for smoothness or sandblasted for gentle texture - both to give slip resistance and a unified, contemporary look.

## HAND-CUT

With a naturally riven surface, this gives a traditional, rustic look to the stone. Ideal for creating natural, rustic aesthetic.

## TUMBLED

Machine tumbled, this process gently smooths the riven surface of the stone and creates an elegant, time worn appearance.

\*Some natural colour variation will occur





# STONEWORLD

EXPERTS IN NATURAL STONE

# STONEWORLD

EXPERTS IN NATURAL STONE



01844 279274 | [sales@stoneworld.co.uk](mailto:sales@stoneworld.co.uk) | [www.stoneworld.co.uk](http://www.stoneworld.co.uk) | Views Farm, Great Milton, OX44 7NW